

Landesliga Männer I
Saison 2019/20



Sieghard Meier
Upt Gast 19
26607 Aurich
04947/218
sieghard.meier@ewetel.net



Spieltag 16						
	H1	H2	G1	G2		+/-
Burhafe	3,027	9,011	3,054	0,127	Leerhafe	16,069
Utarp/Schw.	-10,011	-9,065	-4,136	0,120	Pfalzdorf	-23,092
Reepsholt	1,053	-8,002	1,052	2,010	Sch-Leegmoor	-3,037
Südarle	2,109	-6,095	0,105	7,038	Dietrichsfeld	4,007
Rahe	-4,058	0,094	1,058	2,145	Westeraccum	0,089

Boßel Tabelle

Boßel Team	Spiele	Heim				Auswärts				Gesamt				Punkte											
		Heim Rang	Siege	Unentschieden	Niederlagen	Auswärts Rang	Siege	Unentschieden	Niederlagen	Gesamt Rang	Siege	Unentschieden	Niederlagen												
			Heim	+ Schöt	-	+/-		Auswärts	+ Schöt	-	+/-		Gesamt	+ Schöt	-	+/-									
1 Pfalzdorf	16	1	8	0	0	109,024	12,099	96,075	1	6	0	2	78,121	37,005	41,116	1	14	0	2	187,145	49,104	138,041	28	4	1
2 Sch-Leegmoor	16	2	7	1	0	87,149	5,058	82,091	2	5	0	3	57,098	38,126	18,122	2	12	1	3	145,097	44,034	101,063	25	7	2
3 Dietrichsfeld	16	3	6	1	1	92,136	8,076	84,060	5	2	2	4	41,071	45,064	-3,143	3	8	3	5	134,057	53,140	80,067	19	13	3
4 Reepsholt	16	4	5	1	2	77,036	32,117	44,069	3	4	0	4	43,116	46,044	-2,078	4	9	1	6	121,002	79,011	41,141	19	13	4
5 Westeraccum	16	8	4	0	4	65,136	55,045	10,091	4	2	3	3	31,133	63,100	-31,117	5	6	3	7	97,119	118,145	-21,026	15	17	5
6 Burhafe	16	6	4	1	3	76,037	40,054	35,133	7	2	1	5	22,061	74,004	-51,093	6	6	2	8	98,098	114,058	-15,110	14	18	6
7 Südarle	16	9	4	0	4	36,148	43,080	-6,082	6	1	3	4	24,129	61,096	-36,117	7	5	3	8	61,127	105,026	-43,049	13	19	7
8 Rahe	16	7	3	3	2	52,021	42,008	10,013	8	2	0	6	27,020	87,092	-60,072	8	5	3	8	79,041	129,100	-50,059	13	19	8
9 Leerhafe	16	5	5	0	3	60,149	40,109	20,040	9	0	0	8	10,012	94,001	-83,139	9	5	0	11	71,011	134,110	-63,099	10	22	9
10 Utarp/Schw.	16	10	1	2	5	22,146	68,074	-45,078	10	0	0	8	11,109	134,000	-122,041	10	1	2	13	34,105	202,074	-167,119	4	28	10

Boßel Einzel Team Tabelle

1 PfalzdorfH1	16	8	6	1	1	33,092	1,147	31,095	1	7	0	1	33,070	2,036	31,034	1	13	1	2	67,012	4,033	62,129	27	5	1
2 Sch-LeegmoorH2	16	2	7	1	0	29,135	0,000	29,135	3	5	1	2	30,135	6,035	24,100	2	12	2	2	60,120	6,035	54,085	26	6	2
3 DietrichsfeldH2	16	3	7	1	0	29,117	0,024	29,093	4	4	3	1	15,088	4,001	11,087	3	11	4	1	45,055	4,025	41,030	26	6	3
4 ReepsholtG1	16	9	6	1	1	28,135	5,116	23,019	2	4	4	0	20,132	0,114	20,018	4	10	5	1	49,117	6,080	43,037	25	7	4
5 PfalzdorfG2	16	1	8	0	0	25,048	0,000	25,048	9	3	2	3	14,043	7,078	6,115	5	11	2	3	39,091	7,078	32,013	24	8	5
6 ReepsholtG2	16	6	6	2	0	23,137	0,000	23,137	8	4	1	3	11,068	11,109	-0,041	6	10	3	3	35,055	11,109	23,096	23	9	6
7 Sch-LeegmoorG1	16	4	6	2	0	29,059	0,033	29,026	10	3	2	3	13,123	8,015	5,108	7	9	4	3	43,032	8,048	34,134	22	10	7
8 Sch-LeegmoorG2	16	14	5	2	1	13,027	2,112	10,065	11	3	2	3	8,097	5,107	2,140	8	8	4	4	21,124	8,069	13,055	20	12	8
9 DietrichsfeldG1	16	10	5	3	0	12,107	0,081	12,026	15	3	1	4	10,018	11,098	-1,080	9	8	4	4	22,125	12,029	10,096	20	12	9
10 WesteraccumH1	16	25	5	0	3	15,015	18,091	-3,076	5	4	2	2	14,002	9,149	4,003	10	9	2	5	29,017	28,090	0,077	20	12	10
11 PfalzdorfG1	16	16	5	1	2	25,085	6,046	19,039	12	3	2	3	13,128	17,040	-3,062	11	8	3	5	39,063	23,086	15,127	19	13	11
12 BurhafeH1	16	5	6	2	0	25,091	0,048	25,043	28	1	3	4	3,017	16,057	-13,040	12	7	5	4	28,108	16,105	12,003	19	13	12
13 DietrichsfeldG2	16	7	6	2	0	23,071	0,042	23,029	27	2	1	5	4,096	17,117	-13,021	13	8	3	5	28,017	18,009	10,008	19	13	13
14 ReepsholtH2	16	28	4	1	3	12,034	16,103	-4,069	7	4	2	2	9,014	18,113	-9,099	14	8	3	5	21,048	35,066	-14,018	19	13	14
15 PfalzdorfH2	16	15	5	1	2	24,099	4,056	20,043	13	3	1	4	17,030	10,001	7,029	15	8	2	6	41,129	14,057	27,072	18	14	15
16 DietrichsfeldH1	16	12	6	0	2	26,141	7,079	19,062	22	2	1	5	11,019	11,148	-0,129	16	8	1	7	38,010	19,077	18,083	17	15	16
17 LeerhafeH2	16	11	6	0	2	31,060	7,137	23,073	25	1	3	4	5,128	16,056	-10,078	17	7	3	6	37,038	24,043	12,145	17	15	17
18 RaheH1	16	17	5	1	2	24,060	6,019	18,041	21	2	2	4	6,141	20,107	-13,116	18	7	3	6	31,051	26,126	4,075	17	15	18
19 RaheH2	16	18	3	5	0	13,069	1,001	12,068	24	2	1	5	10,083	17,120	-7,037	19	5	6	5	24,002	18,121	5,031	16	16	19
20 Sch-LeegmoorH1	16	13	5	2	1	15,078	2,063	13,015	30	2	0	6	4,043	18,119	-14,076	20	7	2	7	19,121	21,032	-1,061	16	16	20
21 Utarp/Schw.G1	16	34	2	2	4	6,087	11,036	-4,099	6	4	2	2	10,007	7,141	2,016	21	6	4	6	16,094	19,027	-2,083	16	16	21
22 WesteraccumG2	16	20	5	0	3	24,072	7,136	16,086	23	2	1	5	7,039	13,131	-6,092	22	7	1	8	31,111	21,117	9,144	15	17	22
23 SüdarleG1	16	29	3	2	3	7,040	7,055	-0,015	14	3	1	4	9,125	9,082	0,043	23	6	3	7	17,015	16,137	0,028	15	17	23
24 WesteraccumH2	16	26	4	1	3	17,116	10,063	7,053	18	2	2	4	8,048	18,144	-10,096	24	6	3	7	26,014	29,057	-3,043	15	17	24
25 SüdarleG2	16	22	5	0	3	16,092	9,014	7,078	26	1	3	4	5,135	17,099	-11,114	25	6	3	7	22,077	26,113	-4,036	15	17	25
26 ReepsholtH1	16	27	4	1	3	12,030	10,048	1,132	19	2	2	4	2,052	15,008	-12,106	26	6	3	7	14,082	25,056	-10,124	15	17	26
27 SüdarleH1	16	31	2	3	3	5,105	8,111	-3,006	17	2	2	4	8,145	17,145	-9,000	27	4	5	7	14,100	26,106	-12,006	13	19	27
28 LeerhafeG2	16	21	5	0	3	18,037	10,065	7,122	33	0	3	5	0,149	26,002	-25,003	28	5	3	8	19,036	36,067	-17,031	13	19	28
29 BurhafeH2	16	19	5	0	3	31,143	8,090	23,053	34	1	0	7	5,138	26,138	-21,000	29	6	0	10	37,131	35,078	2,053	12	20	29
30 BurhafeG2	16	32	3	1	4	11,052	15,101	-4,049	29	2	0	6	5,075	15,036	-9,111	30	5	1	10	16,127	30,137	-14,010	11	21	30
31 BurhafeG1	16	37	2	1	5	7,051	15,115	-8,064	16	2	2	4	7,131	15,073	-7,092	31	4	3	9	15,032	31,038	-16,006	11	21	31
32 LeerhafeG1	16	23	3	4	1	9,028	3,104	5,074	38	0	1	7	0,019	31,098	-31,079	32	3	5	8	9,047	35,052	-26,005	11	21	32
33 RaheG1	16	38	2	1	5	7,124	26,133	-19,009	20	2	2	4	7,047	20,012	-12,115	33	4	3	9	15,021	46,145	-31,124	11	21	33
34 Utarp/Schw.G2	16	24	4	2	2	8,115	6,126	1,139	39	0	0	8	0,000	27,037	-27,037	34	4	2	10	8,115	34,013	-25,048	10	22	34
35 RaheG2	16	30	2	4	2	6,068	8,005	-1,087	35	1	0	7	2,049	29,003	-26,104	35	3	4	9	8,117	37,008	-28,041	10	22	35
36 WesteraccumG1	16	35	2	2	4	8,083	18,055	-9,122	32	1	2	5	2,044	20,126	-18,082	36	3	4	9	10,127	39,031	-28,054	10	22	36
37 Utarp/Schw.H1	16	33	2	3	3	5,068	14,048	-8,130	36	1	0	7	1,102	33,090	-31,138	37	3	3	10	7,020	47,138	-40,118	9	23	37
38 SüdarleH2	16	36	2	2	4	7,061	18,050	-10,139	37	0	1	7	0,024	16,070	-16,046	38	2	3	11	7,085	34,120	-27,035	7	25	38
39 LeerhafeH1	16	40	1	1	6	2,024	18,103	-16,079	31	1	2	5	3,016	19,145	-16,129	39	2	3	11	5,040	38,098	-33,058	7	25	39
40 Utarp/Schw.H2	16	39	1	2	5	2,026	36,014	-33,138	40	0	0	8													

Landesliga Männer I Saison 2019/20 **Kreuztabelle** **Landesliga Männer I** Saison 2019/20 **Landesliga Männer I** Saison 2019/20

Hinserie		Spieltag 1				
29.09.2019		H I	H II	G I	G II	+/-
Südarle	Burhafa	2,138	2,118	3,043	1,039	10,038
Reepsholt	Rahe	-3,020	-2,123	-5,050	1,080	-9,113
Utarp/Schw.	Westeraccum	-2,071	-0,032	0,105	1,143	-0,005
Leerhafa	Dietrichsfeld	-1,112	-2,135	-2,066	2,071	-4,092
Pfalzdorf	Sch-Leegmoor	-1,021	3,015	-2,147	2,065	1,062

06.10.2019		Spieltag 2				
Burhafa	Sch-Leegmoor	6,078	-3,127	-5,042	-2,090	-5,031
Dietrichsfeld	Pfalzdorf	-6,035	2,143	-0,072	2,060	-1,054
Westeraccum	Leerhafa	-2,091	1,043	4,131	4,147	8,080
Rahe	Utarp/Schw.	8,124	7,061	-1,044	2,103	17,094
Südarle	Reepsholt	0,001	-0,111	-2,001	-1,100	-4,061

20.10.2019		Spieltag 3				
Reepsholt	Burhafa	0,074	2,028	7,120	2,130	13,052
Utarp/Schw.	Südarle	1,139	1,075	-2,133	-0,101	-0,020
Leerhafa	Rahe	-3,107	4,098	-0,008	7,032	8,015
Pfalzdorf	Westeraccum	6,003	5,129	7,064	4,046	23,092
Sch-Leegmoor	Dietrichsfeld	1,134	0,099	1,019	1,042	4,144

27.10.2019		Spieltag 4				
Burhafa	Dietrichsfeld	2,027	-3,064	3,077	-2,052	-0,012
Westeraccum	Sch-Leegmoor	2,058	-3,117	-5,050	-2,002	-8,111
Rahe	Pfalzdorf	-1,111	2,024	-4,111	-6,074	-10,122
Südarle	Leerhafa	0,007	0,105	-0,019	1,123	2,066
Reepsholt	Utarp/Schw.	5,010	4,127	-0,066	6,114	16,035

03.11.2019		Spieltag 5				
Utarp/Schw.	Burhafa	0,024	-5,138	-1,010	1,134	-4,140
Leerhafa	Reepsholt	-1,011	8,064	0,059	-2,136	4,126
Pfalzdorf	Südarle	6,110	2,008	3,012	2,097	14,077
Sch-Leegmoor	Rahe	-0,014	3,099	7,084	1,053	12,072
Dietrichsfeld	Westeraccum	-1,044	1,140	0,003	-0,015	0,084

10.11.2019		Spieltag 6				
Burhafa	Westeraccum	-0,048	7,048	-2,044	2,080	7,036
Rahe	Dietrichsfeld	3,060	0,148	-5,067	0,120	-0,039
Südarle	Sch-Leegmoor	-3,022	-5,039	1,134	1,032	-5,045
Reepsholt	Pfalzdorf	-1,037	0,073	7,116	0,044	7,046
Utarp/Schw.	Leerhafa	-0,075	0,101	2,113	2,001	4,140

01.12.2019		Spieltag 7				
Leerhafa	Burhafa	-0,121	4,017	1,083	1,031	6,010
Pfalzdorf	Utarp/Schw.	3,102	9,037	-3,049	1,111	11,051
Sch-Leegmoor	Reepsholt	3,018	10,049	0,005	0,032	13,104
Dietrichsfeld	Südarle	5,099	-0,024	1,009	3,055	9,139
Westeraccum	Rahe	1,025	2,098	-0,090	6,131	10,014

08.12.2019		Spieltag 8				
Burhafa	Rahe	7,014	3,113	-1,049	6,020	15,098
Südarle	Westeraccum	-0,002	-3,014	1,058	-4,012	-5,120
Reepsholt	Dietrichsfeld	1,118	2,054	2,022	2,014	8,058
Utarp/Schw.	Sch-Leegmoor	2,122	-9,036	0,023	-3,126	-10,017
Leerhafa	Pfalzdorf	-2,122	1,088	-0,032	-4,067	-5,133

15.12.2019		Spieltag 9				
Pfalzdorf	Burhafa	3,100	4,060	2,127	4,112	15,099
Sch-Leegmoor	Leerhafa	4,044	1,077	4,020	-0,127	9,014
Dietrichsfeld	Utarp/Schw.	4,097	9,019	2,060	3,003	19,029
Westeraccum	Reepsholt	1,027	-1,001	-0,061	7,051	7,016
Rahe	Südarle	3,013	1,055	-4,086	-0,052	-0,070

Gast>		Südarle		Burhafa		Reepsholt		Rahe		Utarp/Schw.		Westeraccum		Leerhafa		Dietrichsfeld		Pfalzdorf		Sch-Leegmoor		
Südarle	H1/H2			2,138	2,118	0,001	-0,111			-1,102	3,138	-0,002	-3,014	0,007	0,105	2,109	-6,095	-3,135	-2,091	-3,022	-5,039	
	G1/G2			3,043	1,039	-2,001	-1,100			-1,108	5,010	1,058	-4,012	-0,019	1,123	0,105	7,038	-3,077	-3,052	1,134	1,032	
	Diff					10,038	-4,061			5,088		-5,120		2,066	4,007			-13,055			-5,045	
Burhafa	H1/H2	0,084	3,148			3,013	-1,049	7,014	3,113	2,148	7,123	-0,048	7,048	3,027	9,011	2,027	-3,064			6,078	-3,127	
	G1/G2	-1,058	-4,132			-5,072	-5,127	-1,049	6,020	0,070	1,125	-2,044	2,080	3,054	0,127	3,077	-2,052			-5,042	-2,090	
	Diff					-9,085	15,098		13,016	7,036		16,069		16,069			-0,012				-5,031	
Reepsholt	H1/H2	-5,141	2,052	0,074	2,028			-3,020	-2,123	5,010	4,127			3,075	-5,128	1,118	2,054	-1,037	0,073	1,053	-8,002	
	G1/G2	2,065	0,143	7,120	2,130			-5,050	1,080	-0,066	6,114			7,060	7,052	2,022	2,014	7,116	0,044	1,052	2,010	
	Diff			-0,031	13,052			-9,113		16,035				12,059	8,058			7,046			-3,037	
Rahe	H1/H2	3,013	1,055			0,002	-0,037			8,124	7,061	-4,058	0,094	4,062	0,137	3,060	0,148	-1,111	2,024	4,099	-0,114	
	G1/G2	-4,086	-0,052			-10,091	-1,005			-1,044	2,103	1,058	2,145	6,066	-0,022	-5,067	0,120	-4,111	-6,074	-0,034	-0,002	
	Diff					-10,070	-11,131			17,094	0,089		11,093		-0,039			-10,122			3,099	
Utarp/Schw.	H1/H2	1,139	1,075	0,024	-5,138	-1,041	-3,141	0,083	-7,052			-2,071	-0,032	-0,075	0,101			-10,011	-9,065	2,122	-9,036	
	G1/G2	-2,133	-0,101	-1,010	1,134	-2,057	2,017	2,146	-2,049			0,105	1,143	2,113	2,001			-4,136	0,120	0,023	-3,126	
	Diff			-0,020	-4,140				-6,022										-23,092		-10,017	
Westeraccum	H1/H2			4,020	2,086	1,027	-1,001	1,025	2,098	6,035	11,039			-2,091	1,043	-8,081	-0,071	-7,069	-5,024	2,058	-3,117	
	G1/G2			-6,079	-3,090	-0,061	7,051	-0,090	6,131	-3,040	3,086			4,131	4,147	-2,035	-2,044	3,102	1,107	-5,050	-2,002	
	Diff			-3,063	7,016			10,014	17,120					8,080		-13,081		-7,034			-8,111	
Leerhafa	H1/H2	-3,001	1,005	-0,121	4,017	-1,011	8,064	-3,107	4,098	2,024	11,088	-5,079	-5,002					-1,112	-2,135	-2,122	1,088	
	G1/G2	-0,148	4,118	1,083	1,031	0,059	-2,136	-0,008	7,032	5,011	2,085	2,025	-3,012					-2,066	2,071	-0,032	-4,067	
	Diff			1,124	6,010		4,126		8,015	21,058		-11,068							-4,092		-5,133	
Dietrichsfeld	H1/H2	5,099	-0,024	5,001	7,051			6,005	3,012	4,097	9,019	-1,044	1,140	4,080	2,032			-6,035	2,143	1,009	3,020	
	G1/G2	1,009	3,055	-0,009	3,040			1,125	2,061	2,060	3,003	0,003	-0,015	2,104	9,002			-0,072	2,060	4,106	-0,027	
	Diff			9,139	15,083			13,033	19,029		0,084		18,068						-1,054		8,108	
Pfalzdorf	H1/H2	6,110	2,008	3,100	4,060	7,097	-1,125	5,130	-0,058	3,102	9,037	6,003	5,129					-0,126	-2,023		-1,021	3,015
	G1/G2	3,012	2,097	2,127	4,112	0,050	2,009	7,107	3,076	-3,049	1,111	7,064	4,046					4,025	3,132		-2,147	2,065
	Diff			14,077	15,099		8,031	16,105	11,051		23,092											1,062
Sch-Leegmoor	H1/H2	-0,003	4,027	-2,046	3,078	3,018	10,049	-0,014	3,099			3,146	3,033	4,044	1,077	1,134	0,099	2,036	2,123			
	G1/G2	2,146	5,136	-0,033	-1,135	0,005	0,032	7,084	1,053			7,113	2,017	4,020	-0,127	1,019	1,042	5,122	2,047			
	Diff			13,006	-0,136	13,104	12,072					17,009	9,014	4,144								

Rückserie		Spieltag 10				
12.01.2020		H I	H II	G I	G II	+/-
Burhafa	Südarle	0,084	3,148	-1,058	-4,132	-1,108
Rahe	Reepsholt	0,002	-0,037	-10,091	-1,005	-11,131
Westeraccum	Utarp/Schw.	6,035	11,039	-3,040	3,086	17,120
Dietrichsfeld	Leerhafa	4,080	2,032	2,104	9,002	18,068
Sch-Leegmoor	Pfalzdorf	2,036	2,123	5,122	2,047	13,028

19.01.2020		Spieltag 11				
Sch-Leegmoor	Burhafa	-2,046	3,078	-0,033	-1,135	-0,136
Pfalzdorf	Dietrichsfeld	-0,126	-2,023	4,025	3,132	5,088
Leerhafa	Westeraccum	-5,079	-2,002	2,025	-3,012	-11,068
Utarp/Schw.	Rahe	0,083	-7,052	2,146	-2,049	-6,022
Reepsholt	Südarle	-5,141	2,052	2,065	0,143	-0,031

26.01.2020		Spieltag 12				
Burhafa	Reepsholt	3,013	-1,049	-5,072	-5,127	-9,085
Südarle	Utarp/Schw.	-1,102	3,138	-1,108	5,010	5,088
Rahe	Leerhafa	4,062	0,137	6,066	-0,022	11,093
Westeraccum	Pfalzdorf	-7,069	-5,024	3,102	1,107	-7,034
Dietrichsfeld	Sch-Leegmoor					

Bezirksliga Männer I 2019/20



Sieghard Meier
Upt Gast 19
26607 Aurich
04947/218
sieghard.meier@ewetel.net

Spieltag 16						
	H1	H2	G1	G2		+/-
Willmfeld	6,040	-4,026	6,012	4,060	Ostermoordorf	12,086
Uttel	3,148	2,038	-4,018	-1,133	Ludwigsdorf	0,035
Stedesdorf	1,088	2,052	1,102	-4,094	Upscört	0,148
Ardorf	0,132	0,029	5,115	1,090	Uppgant.-Schott	8,066
Münkeboe/M	-1,020	1,028	2,106	3,106	Theener	6,070

Boßel Tabelle

Boßel Team	Spiele	Heim				Auswärts				Gesamt				Punkte										
		Heim Rang	Siege	Unentschieden	Niederlagen	Auswärts Rang	Siege	Unentschieden	Niederlagen	Gesamt Rang	Siege	Unentschieden	Niederlagen											
		Heim	+ Schöt	-	+/-	Auswärts	+ Schöt	-	+/-	Gesamt	+ Schöt	-	+/-											
1 Stedesdorf	16	1	7	1	0	70,065	10,075	59,140	1	4	3	1	53,088	36,143	16,095	1	11	4	1	124,003	47,068	76,085	26	6
2 Theener	16	4	7	0	1	76,117	24,066	52,051	2	4	1	3	47,101	34,112	12,139	2	11	1	4	124,068	59,028	65,040	23	9
3 Upscört	16	2	7	1	0	63,071	8,098	54,123	4	2	2	4	49,068	58,088	-9,020	3	9	3	4	112,139	67,036	45,103	21	11
4 Willmfeld	16	3	6	2	0	98,065	20,015	78,050	3	3	0	5	45,109	53,131	-8,022	4	9	2	5	144,024	73,146	70,028	20	12
5 Ardorf	16	5	6	1	1	81,078	45,032	36,046	5	2	1	5	36,038	39,082	-3,044	5	8	2	6	117,116	84,114	33,002	18	14
6 Ludwigsdorf	16	6	5	0	3	56,058	40,022	16,036	7	2	1	5	24,148	72,112	-47,114	6	7	1	8	81,056	112,134	-31,078	15	17
7 Uttel	16	7	3	3	2	42,104	44,024	-1,070	6	2	1	5	34,047	69,102	-35,055	7	5	4	7	77,001	113,126	-36,125	14	18
8 Ostermoordorf	16	8	3	1	4	49,101	48,142	0,109	8	2	0	6	19,084	61,103	-42,019	8	5	1	10	69,035	110,095	-41,060	11	21
9 Münkeboe/M	16	10	2	0	6	32,056	46,106	-14,050	9	1	1	6	18,114	75,035	-56,071	9	3	1	12	51,020	121,141	-70,121	7	25
10 Uppgant.-Schott	16	9	2	1	5	30,139	52,086	-21,097	10	0	0	8	11,019	99,096	-88,077	10	2	1	13	42,008	152,032	-110,024	5	27

Boßel Einzel Team Tabelle

1 UpscörtG2	16	5	7	0	1	22,092	1,112	20,130	1	7	0	1	22,125	4,130	17,145	1	14	0	2	45,067	6,092	38,125	28	4
2 StedesdorfH2	16	6	6	2	0	19,052	0,008	19,044	3	6	0	2	20,099	7,103	12,146	2	12	2	2	40,001	7,111	32,040	26	6
3 TheenerH1	16	13	6	0	2	22,120	10,028	12,092	2	6	1	1	20,110	1,025	19,085	3	12	1	3	43,080	11,053	32,027	25	7
4 TheenerH2	16	2	6	2	0	30,115	0,050	30,065	7	4	2	2	15,045	5,099	9,096	4	10	4	2	46,010	5,149	40,011	24	8
5 UpscörtG1	16	4	7	0	1	22,081	1,020	21,061	8	4	2	2	14,055	6,055	8,000	5	11	2	3	36,136	7,075	29,061	24	8
6 UttelH1	16	7	6	1	1	16,018	3,122	12,046	9	3	4	1	15,126	7,144	7,132	6	9	5	2	31,144	11,116	20,028	23	9
7 LudwigsdorfG1	16	9	6	0	2	23,110	3,090	20,020	6	4	2	2	16,147	5,004	11,143	7	10	2	4	40,107	8,094	32,013	22	10
8 ArdorfG2	16	15	5	1	2	21,123	3,098	18,025	5	4	3	1	11,064	4,073	6,141	8	9	4	3	33,037	8,021	25,016	22	10
9 WillmfeldH2	16	1	7	0	1	41,133	4,026	37,107	17	2	3	3	17,048	11,034	6,014	9	9	3	4	59,031	15,060	43,121	21	11
10 StedesdorfH1	16	3	6	2	0	22,080	0,063	22,017	16	3	1	4	13,112	7,077	6,035	10	9	3	4	36,042	7,140	28,052	21	11
11 ArdorfG1	16	20	5	0	3	30,032	12,126	17,056	4	5	1	2	13,060	5,041	8,019	11	10	1	5	43,092	18,017	25,075	21	11
12 WillmfeldH1	16	10	5	2	1	22,082	3,033	19,049	12	3	2	3	8,141	6,033	2,108	12	8	4	4	31,073	9,066	22,007	20	12
13 WillmfeldG2	16	11	5	2	1	17,133	4,109	13,024	14	4	0	4	11,128	15,032	-3,054	13	9	2	5	29,111	19,141	9,120	20	12
14 StedesdorfG2	16	12	5	2	1	18,035	5,029	13,006	18	3	1	4	9,036	6,097	2,089	14	8	3	5	27,071	11,126	15,095	19	13
15 TheenerG1	16	14	5	2	1	9,002	1,027	7,125	19	3	1	4	7,142	8,120	-0,128	15	8	3	5	16,144	9,147	6,147	19	13
16 StedesdorfG1	16	23	3	3	2	10,048	4,125	5,073	10	5	0	3	9,141	15,016	-5,025	16	8	3	5	20,039	19,141	0,048	19	13
17 UttelH2	16	19	5	1	2	16,024	13,136	2,038	15	4	0	4	11,035	22,131	-11,096	17	9	1	6	27,059	36,117	-9,058	19	13
18 OstermoordorfG1	16	8	5	2	1	26,084	4,080	22,004	21	2	2	4	8,006	17,092	-9,086	18	7	4	5	34,090	22,022	12,068	18	14
19 UpscörtH1	16	18	4	3	1	8,009	3,070	4,089	20	3	0	5	9,079	15,095	-6,016	19	7	3	6	17,088	19,015	-1,077	17	15
20 ArdorfH2	16	30	3	1	4	17,113	11,124	5,139	11	3	3	2	10,063	8,148	1,065	20	6	4	6	28,026	20,122	7,054	16	16
21 Münkeboe/MH1	16	16	5	1	2	13,081	3,096	9,135	33	1	1	6	1,068	13,059	-11,141	21	6	2	8	14,149	17,005	-2,006	14	18
22 Uppgant.-SchottG2	16	17	4	3	1	15,073	7,048	8,025	34	1	1	6	4,008	18,012	-14,004	22	5	4	7	19,081	25,060	-5,129	14	18
23 UpscörtH2	16	21	3	4	1	10,039	2,046	7,143	32	2	0	6	2,109	31,108	-28,149	23	5	4	7	12,148	34,004	-21,006	14	18
24 WillmfeldG1	16	26	3	2	3	16,017	7,147	8,020	24	2	1	5	7,092	21,032	-13,090	24	5	3	8	23,109	29,029	-5,070	13	19
25 TheenerG2	16	22	5	0	3	14,030	12,111	1,069	35	1	1	6	3,104	19,018	-15,064	25	6	1	9	17,134	31,129	-13,145	13	19
26 OstermoordorfG2	16	24	4	1	3	9,109	9,006	0,103	28	1	2	5	1,069	16,100	-15,031	26	5	3	8	11,028	25,106	-14,078	13	19
27 LudwigsdorfH2	16	28	3	2	3	7,102	8,067	-0,115	25	2	1	5	5,111	19,092	-13,131	27	5	3	8	13,063	28,009	-14,096	13	19
28 Münkeboe/MG2	16	31	2	3	3	9,000	8,041	0,109	23	2	1	5	13,035	16,077	-3,042	28	4	4	8	22,035	24,118	-2,083	12	20
29 OstermoordorfH2	16	38	2	0	6	6,130	25,117	-18,137	13	3	2	3	9,047	8,023	1,024	29	5	2	9	16,027	33,140	-17,113	12	20
30 OstermoordorfH1	16	29	3	2	3	6,078	9,089	-3,011	31	0	4	4	0,112	19,038	-18,076	30	3	6	7	7,040	28,127	-21,087	12	20
31 Uppgant.-SchottH1	16	25	3	3	2	9,114	15,064	-5,100	37	1	1	6	2,051	27,135	-25,084	31	4	4	8	12,015	43,049	-31,034	12	20
32 LudwigsdorfG2	16	32	3	0	5	11,091	20,064	-8,123	26	1	3	4	2,040	20,145	-18,105	32	4	3	9	13,131	41,059	-27,078	11	21
33 UttelG1	16	33	2	2	4	6,104	16,028	-9,074	27	1	2	5	3,139	17,017	-13,028	33	3	4	9	10,093	33,045	-22,102	10	22
34 Münkeboe/MH2	16	35	2	1	5	7,019	15,124	-8,105	29	1	2	5	2,063	18,027	-15,114	34	3	3	10	9,082	34,001	-24,069	9	23
35 Uppgant.-SchottG1	16	39	1	1	6	1,120	17,052	-15,082	22	2	2	4	4,110	26,005	-21,045	35	3	3	10	6,080	43,057	-36,127	9	23
36 LudwigsdorfH1	16	27	3	2	3	13,055	7,101	5,104	40	0	0	8	0,000	27,021	-27,021	36	3	2	11	13,055	34,122	-21,067	8	24
37 ArdorfH1	16	34	2	1	5	11,110	16,134	-5,024	36	0	3	5	1,001	20,120	-19,119	37	2	4	10	12,111	37,104	-24,143	8	24
38 UttelG2	16	36	2	0	6	3,108	10,038	-6,080	30	2	0													

Bezirkssklasse Männer I 2019/20

Spieltag 16


	H1	H2	G1	G2		+/-
Spekendorf	6,040	-4,026	6,012	4,060	Berumbur	12,086
Norddeich	3,148	2,038	-4,018	-1,133	Wiesede	0,035
Tannhausen	1,088	2,052	1,102	-4,094	Middels	0,148
Sch-Leegmoor II	0,132	0,029	5,115	1,090	Mamburg	8,066
Großheide	-1,020	1,028	2,106	3,106	Wiesederfehnh	6,070



Sieghard Meier
Upt Gast 19
26607 Aurich
04947/218
sieghard.meier@ewetel.net



Boßel Tabelle

Boßel Team	Spiele	Heim			Heim				Auswärts			Auswärts				Gesamt			Punkte						
		Heim Rang	Siege	Unentschieden	Heim		Auswärts		Auswärts		Gesamt														
		Niederlagen	+ Schöt	-	+/-	+ Schöt	-	+/-	+ Schöt	-	+/-														
	16	1	8	0	0	86,125	4,067	82,058	1	4	2	2	56,099	54,085	2,014	1	12	2	2	143,074	59,002	84,072	26	6	1
2 Spekendorf	16	2	7	0	1	88,089	16,131	71,108	3	3	0	5	27,107	50,089	-22,132	2	10	0	6	116,046	67,070	48,126	20	12	2
3 Sch-Leegmoor II	16	4	6	2	0	74,007	17,133	56,024	5	2	1	5	37,083	62,079	-24,146	3	8	3	5	111,090	80,062	31,028	19	13	3
4 Middels	16	6	5	1	2	74,102	33,002	41,100	2	3	1	4	31,123	42,096	-10,123	4	8	2	6	106,075	75,098	30,127	18	14	4
5 Wiesederfehnh	16	3	7	0	1	90,079	24,080	65,149	9	1	1	6	20,039	81,045	-61,006	5	8	1	7	110,118	105,125	4,143	17	15	5
6 Berumbur	16	5	6	0	2	65,001	29,047	35,104	6	2	1	5	33,101	81,047	-47,096	6	8	1	7	98,102	110,094	-11,142	17	15	6
7 Großheide	16	8	5	0	3	51,104	36,004	15,100	4	2	2	4	36,125	64,090	-27,115	7	7	2	7	88,079	100,094	-12,015	16	16	7
8 Norddeich	16	7	4	2	2	85,111	27,079	58,032	7	2	0	6	28,034	76,104	-48,070	8	6	2	8	113,145	104,033	9,112	14	18	8
9 Mamburg	16	10	2	1	5	36,130	65,098	-28,118	8	1	1	6	17,049	77,027	-59,128	9	3	2	11	54,029	142,125	-88,096	8	24	9
10 Tannhausen	16	9	1	3	4	25,086	46,108	-21,022	10	0	0	8	11,139	88,022	-76,033	10	1	3	12	37,075	134,130	-97,055	5	27	10

Boßel Einzel Team Tabelle

1 SpekendorfG1	16	1	7	1	0	40,025	0,000	40,025	2	7	0	1	14,108	2,144	11,114	1	14	1	1	54,133	2,144	51,139	29	3	1
2 WiesedeG1	16	4	6	2	0	24,126	0,141	23,135	1	6	2	0	33,054	0,124	32,080	2	12	4	0	58,030	1,115	56,065	28	4	2
3 Sch-Leegmoor IIG2	16	8	6	1	1	19,080	3,097	15,133	3	4	3	1	24,059	4,002	20,057	3	10	4	2	43,139	7,099	36,040	24	8	3
4 MiddelsG2	16	16	6	0	2	22,149	11,048	11,101	5	4	2	2	18,111	3,104	15,007	4	10	2	4	41,110	15,002	26,108	22	10	4
5 Wiesederfehnh1	16	3	7	0	1	29,085	5,003	24,082	6	3	2	3	9,122	9,052	0,070	5	10	2	4	39,057	14,055	25,002	22	10	5
6 GroßheideH2	16	21	5	1	2	15,024	9,047	5,127	4	4	3	1	12,139	2,135	10,004	6	9	4	3	28,013	12,032	15,131	22	10	6
7 MiddelsH2	16	10	5	2	1	24,046	2,069	21,127	7	2	4	2	5,071	6,080	-1,009	7	7	6	3	29,117	8,149	20,118	20	12	7
8 BerumburH1	16	6	6	1	1	29,064	3,013	26,051	13	3	1	4	12,075	18,050	-5,125	8	9	2	5	41,139	21,063	20,076	20	12	8
9 WiesedeH1	16	2	6	2	0	32,096	0,053	32,043	19	2	2	4	5,076	18,055	-12,129	9	8	4	4	38,022	18,108	19,064	20	12	9
10 WiesedeG2	16	12	4	4	0	14,106	1,003	13,103	10	3	2	3	6,075	13,119	-7,044	10	7	6	3	21,031	14,122	6,059	20	12	10
11 WiesedeH2	16	14	5	2	1	14,097	2,020	12,077	14	3	1	4	11,044	21,087	-10,043	11	8	3	5	25,141	23,107	2,034	19	13	11
12 NorddeichG1	16	17	5	1	2	35,040	6,010	29,030	12	2	3	3	13,103	18,012	-4,059	12	7	4	5	48,143	24,022	24,121	18	14	12
13 Wiesederfehnh2	16	7	6	1	1	24,025	1,118	22,057	21	2	1	5	6,135	11,103	-4,118	13	8	2	6	31,010	13,071	17,089	18	14	13
14 Spekendorfh1	16	11	6	0	2	22,023	3,103	18,070	17	1	4	3	3,089	9,087	-5,148	14	7	4	5	25,112	13,040	12,072	18	14	14
15 NorddeichG2	16	23	5	0	3	17,058	6,055	11,003	9	3	2	3	9,119	15,115	-5,146	15	8	2	6	27,027	22,020	5,007	18	14	15
16 Sch-Leegmoor IIG1	16	9	5	2	1	29,138	3,087	26,051	27	1	2	5	3,029	14,034	-11,005	16	6	4	6	33,017	17,121	15,046	16	16	16
17 GroßheideH1	16	19	5	1	2	15,094	2,111	12,133	23	2	1	5	9,054	17,124	-8,070	17	7	2	7	24,148	20,085	4,063	16	16	17
18 Sch-Leegmoor IIG2	16	13	4	4	0	13,118	0,042	13,076	28	2	0	6	7,038	19,031	-11,143	18	6	4	6	21,006	19,073	1,083	16	16	18
19 GroßheideG2	16	32	3	2	3	12,068	12,045	0,023	8	4	0	4	11,084	17,033	-5,099	19	7	2	7	24,002	29,078	-5,076	16	16	19
20 BerumburH2	16	27	3	3	2	10,028	3,052	6,126	16	3	0	5	9,050	12,081	-3,031	20	6	3	7	19,078	15,133	3,095	15	17	20
21 Wiesederfehnh2	16	15	6	0	2	22,088	10,093	11,145	31	1	1	6	2,123	15,132	-13,009	21	7	1	8	25,061	26,075	-1,014	15	17	21
22 TannhausenH2	16	24	4	2	2	10,066	5,133	4,083	22	1	3	4	3,124	11,089	-7,115	22	5	5	6	14,040	17,072	-3,032	15	17	22
23 TannhausenH1	16	28	3	3	2	7,025	6,015	1,010	18	2	2	4	5,100	12,071	-6,121	23	5	5	6	12,125	18,086	-5,111	15	17	23
24 NorddeichH1	16	5	6	2	0	18,053	1,039	17,014	39	0	1	7	0,108	31,129	-31,021	24	6	3	7	19,011	33,018	-14,007	15	17	24
25 BerumburG2	16	25	4	2	2	12,099	9,064	3,035	29	2	0	6	3,024	18,144	-15,120	25	6	2	8	15,123	28,058	-12,085	14	18	25
26 Spekendorfh2	16	30	3	3	2	5,068	9,050	-3,132	24	1	3	4	5,066	14,052	-8,136	26	4	6	6	10,134	23,102	-12,118	14	18	26
27 BerumburG1	16	33	3	2	3	12,110	13,068	-0,108	20	3	0	5	8,102	31,072	-22,120	27	6	2	8	21,062	44,140	-23,078	14	18	27
28 MiddelsG1	16	22	5	0	3	24,126	7,006	17,120	32	0	3	5	0,116	18,016	-17,050	28	5	3	8	25,092	25,022	0,070	13	19	28
29 Spekendorfh2	16	18	5	1	2	20,123	3,128	16,145	36	1	0	7	3,144	23,106	-19,112	29	6	1	9	24,117	27,084	-2,117	13	19	29
30 NorddeichH2	16	29	4	1	3	14,110	13,125	0,135	25	1	2	5	4,004	10,148	-6,144	30	5	3	8	18,114	24,123	-6,009	13	19	30
31 MamburgH1	16	39	2	1	5	5,035	19,136	-14,101	11	3	2	3	8,003	16,051	-8,048	31	5	3	8	13,038	36,037	-22,149	13	19	31
32 MamburgG1	16	20	5	1	2	21,092	9,137	11,105	38	0	1	7	0,000	22,040	-22,040	32	5	2	9	21,092	32,027	-10,085	12	20	32
33 Sch-Leegmoor IIG1	16	31	2	4	2	10,121	10,057	0,064	30	2	0	6	2,107	25,012	-22,055	33	4	4	8	13,078	35,069	-21,141	12	20	33
34 MamburgG2	16	37	2	1	5	5,000	17,055	-12,055	15	2	2	4	8,141	12,007	-3,016	34	4	3	9	13,141	29,062	-15,071	11	21	34
35 GroßheideG1	16	34	3	2	3	8,068	11,101	-3,033	33	1	1	6	2,148	26,098	-23,100	35	4	3	9	11,066	38,049	-26,133	11	21	35
36 Wiesederfehnh1	16	26	4	1	3	14,031	7,016	7,015	40	0	1	7	0,109	44,058	-43,099	36	4	2	10	14,140	51,074	-36,084	10	22	36
37 MiddelsH1	16	36	1	3	4	2,081	12,029	-9,098	26	1	2	5	6,125	14,046	-7,071	37	2	5	9	9,056	26,075	-17,019	9	23	37
38 TannhausenG1	16	35	3	1	4	5,108	19,054	-13,096	37	1	0	7	1,001	38,116	-37,115	38	4	1	11	6,109	58,020	-51,061	9	23	38
39 MamburgH2	16	38	2	1	5	5,003	18,070	-13,067	35	0	3	5	0,055	26,079	-26,024	39	2	4	10	5,058	44,149	-39,091	8	24	39
40 TannhausenG2	16	40	1	2	5	2,037	15,056	-13,019	34	1	1	6	1,064	25,046	-23,132	40	2	3	11	3,101	40,102	-37,001	7	25	40

Bezirksklasse Männer I 2019/20

Kreuztabelle Bezirksklasse Männer I 2019/20

Bezirksklasse Männer I 2019/20

Hinserie		Spieltag 1				
Hinserie	H I	H II	G I	G II	+/-	
29.09.2019						
Sch-Leegmoor II	Spekendorf	-0,112	4,144	-3,087	3,122	4,067
Tannenhausen	Großheide	-0,080	-0,066	2,090	-1,135	-0,041
Norddeich	Wiesederfehn	1,082	4,120	14,130	1,042	22,074
Berumbur	Mamburg	7,130	0,142	2,130	4,079	16,031
Wiesede	Middels	-0,053	0,011	1,093	-0,049	1,002
06.10.2019						
Spekendorf	Middels	2,079	-0,039	6,142	2,048	11,080
Mamburg	Wiesede	-0,049	0,143	-7,078	-2,073	-9,057
Wiesederfehn	Berumbur	4,130	2,073	1,091	2,016	11,010
Großheide	Norddeich	1,018	0,069	-7,038	-3,081	-9,032
Sch-Leegmoor II	Tannenhausen	4,000	0,055	5,123	3,022	13,050
20.10.2019						
Tannenhausen	Spekendorf	-0,119	-0,031	-1,056	1,015	-1,041
Norddeich	Sch-Leegmoor II	6,135	5,055	3,067	3,024	18,131
Berumbur	Großheide	3,132	-1,033	4,068	3,086	10,103
Wiesede	Wiesederfehn	0,111	-1,142	4,055	2,050	5,074
Middels	Mamburg	-0,091	10,022	1,147	4,119	16,047
27.10.2019						
Spekendorf	Mamburg	1,032	-0,055	4,119	1,019	6,115
Wiesederfehn	Middels	3,002	4,017	1,129	-6,013	2,135
Großheide	Wiesede	4,031	-7,143	0,094	-1,045	-4,063
Sch-Leegmoor II	Berumbur	-6,145	2,030	10,114	3,084	9,083
Tannenhausen	Norddeich	4,049	-3,080	-6,065	-3,054	-9,000
03.11.2019						
Norddeich	Spekendorf	-0,080	-5,007	-1,105	3,134	-3,058
Berumbur	Tannenhausen	0,003	2,072	5,043	0,147	8,115
Wiesede	Sch-Leegmoor II	6,128	2,095	-0,141	0,001	8,083
Middels	Großheide	-1,084	-0,051	6,043	-5,138	-1,080
Mamburg	Wiesederfehn	-3,053	-4,143	6,012	0,025	-2,009
10.11.2019						
Spekendorf	Wiesederfehn	4,136	1,026	3,063	5,026	14,101
Großheide	Mamburg	-1,014	2,032	0,045	-7,038	-1,018
Sch-Leegmoor II	Middels	5,139	-0,042	5,015	1,056	12,018
Wiesede	Norddeich	4,037	1,111	0,109	1,046	8,003
Berumbur	Tannenhausen	-2,024	-3,006	5,125	-1,028	-0,083
Middels	Wiesede	2,081	8,060	-3,104	8,034	15,071
01.12.2019						
Berumbur	Spekendorf	1,141	0,105	-3,073	-3,144	-4,121
Wiesede	Norddeich	5,020	1,062	5,082	-0,080	11,084
Middels	Tannenhausen	-2,119	0,115	1,099	3,021	2,116
Mamburg	Sch-Leegmoor II	1,016	-2,129	1,145	-6,115	-6,083
Wiesederfehn	Großheide	4,015	-1,118	-2,148	4,053	3,102
08.12.2019						
Spekendorf	Großheide	2,095	-0,021	0,037	-1,101	1,010
Sch-Leegmoor II	Wiesederfehn	-0,033	0,096	1,139	-2,123	0,112
Tannenhausen	Mamburg	-1,045	3,122	1,066	-3,077	0,066
Norddeich	Middels	-0,109	-0,091	-0,037	-2,062	-3,149
Berumbur	Wiesede	-3,013	-1,095	-7,053	1,137	-10,024
15.12.2019						
Wiesede	Spekendorf	5,111	-0,028	2,144	1,118	10,045
Middels	Berumbur	-0,040	-2,018	-2,049	1,037	-3,070
Mamburg	Norddeich	4,019	1,026	1,100	-2,054	4,091
Wiesederfehn	Tannenhausen	3,121	0,087	6,113	3,116	14,137
Großheide	Sch-Leegmoor II	3,105	3,128	3,134	-6,001	5,066

Gast>	Sch-Leegmoor II	Spekendorf	Tannenhausen	Großheide	Norddeich	Wiesederfehn	Berumbur	Mamburg	Wiesede	Middels											
h-Leegmoor II	H1/H2	-0,112	4,144	4,000	0,055			-0,108	3,012	-0,033	0,096	-6,145	2,030	0,132	0,029	-1,109	2,052	5,139	-0,042		
	G1/G2	-3,087	3,122	5,123	3,022			0,052	6,006	1,139	-2,123	10,114	3,084	5,115	1,090	0,030	-0,124	5,015	1,056		
	Diff		4,067		13,050			8,112		-0,071		9,083		8,066		-0,001		12,018			
Spekendorf	H1/H2	-1,049	-4,059	-2,054	1,024	2,095	-0,021	4,091	3,018	4,136	1,026	6,040	-4,026	1,032	-0,055			2,079	-0,039		
	G1/G2	1,004	-0,113	7,148	-1,064	0,037	-1,101	9,100	7,120	3,063	5,026	6,012	4,060	4,119	1,019			6,142	2,048		
	Diff	-5,067		5,054		1,010		25,029		14,101		12,086		6,115				11,080			
Tannenhausen	H1/H2	1,038	1,050	-0,119	-0,031			-0,080	-0,066	4,049	-3,080			-3,016	2,142	-1,045	3,122	-0,055	-1,106	1,088	2,052
	G1/G2	-0,055	0,127	-1,056	1,015			2,090	-1,135	-6,065	-3,054			-3,070	-1,146	1,066	-3,077	-7,108	0,045	1,102	-4,094
	Diff	3,010		-1,041				-0,041		-9,000				-5,090		0,066		-9,074		0,148	
Großheide	H1/H2	3,105	3,128			-0,077	4,128			1,018	0,069	-1,020	1,028	5,052	2,089	-1,014	2,032	4,031	-7,143	1,038	-1,054
	G1/G2	3,134	-6,001			-1,001	3,138			-7,038	-3,081	2,106	3,106	-2,133	4,124	1,034	-0,110	0,094	-1,045	-0,079	-0,108
	Diff	5,066				7,038				-9,032		6,070		9,132		1,092		-4,063		-1,053	
Norddeich	H1/H2	6,135	5,055	-0,080	-5,007	1,140	-3,124	2,020	-4,053			1,082	4,120	1,128	2,047			3,148	2,038	-0,109	-0,091
	G1/G2	3,067	3,024	-1,105	3,134	6,010	6,035	3,103	-2,010			14,130	1,042	7,030	2,123			-4,018	-1,133	-0,037	-2,062
	Diff	18,131		-3,058		10,061			-0,090			22,074		14,028				0,035		-3,149	
Wiesederfehn	H1/H2			1,135	4,097	3,121	0,087	4,015	-1,118	4,037	1,111			4,130	2,073	-5,003	2,146	7,095	7,094	3,002	4,017
	G1/G2			-1,025	7,104	6,113	3,116	-2,148	4,053	0,109	1,046			1,091	2,016	3,039	-4,080	-2,143	3,053	1,129	-6,013
	Diff			13,011		14,137		3,102		8,003				11,010		-3,048		15,099		2,135	
Berumbur	H1/H2	5,040	3,119	1,141	0,105	0,003	2,072	3,132	-1,033	8,045	-0,074	2,023	2,040			7,130	0,142	-3,013	-1,095		
	G1/G2	-1,133	-5,070	-3,073	-3,144	5,043	0,147	4,068	3,086	0,019	0,093	-0,109	1,007			2,130	4,079	-7,053	1,137		
	Diff	1,106		-4,121		8,115		10,103		8,083		4,111				16,031		-10,024			
Mamburg	H1/H2	1,016	-2,129	-1,007	2,134			-7,040	-4,097	4,019	1,026	-3,053	-4,143	-2,024	-3,006			-0,049	0,143	-5,113	-2,145
	G1/G2	1,145	-6,115	-2,059	2,001			5,025	2,124	1,100	-2,054	6,012	0,025	5,125	-1,028			-7,078	-2,073	0,135	-4,085
	Diff	-6,083		1,069		-3,138		4,091		-2,009		-0,083						-9,057		-12,058	
Wiesede	H1/H2	6,128	2,095	5,111	-0,028	2,107	1,058	5,012	2,135	5,020	1,062	0,111	-1,142			6,057	6,036			-0,053	0,011
	G1/G2	-0,141	0,001	2,144	1,118	5,030	4,017	4,032	6,070	5,082	-0,080	4,055	2,050			0,140	-0,024			1,093	-0,049
	Diff	8,083		10,045		13,062		18,099		11,084		5,074				13,059				1,002	
Middels	H1/H2	-1,058	2,034	-0,071	1,022	-2,119	0,115	-1,084	-0,051			-5,016	1,093	-0,040	-2,018	-0,091	10,022	2,081	8,060		
	G1/G2	3,134	-5,060	-1,003	3,062	1,099	3,021	6,043	-5,138			11,003	2,026	-2,049	1,037	1,147	4,119	-3,104	8,034		
	Diff	-0,100		3,010		2,116		-1,080		9,106		-3,070		16,047		15,071					


Rückserie		Spieltag 10				
Rückserie	H I	H II	G I	G II	+/-	
12.01.2020						
Spekendorf	Sch-Leegmoor II	-1,049	-4,059	1,004	-0,113	-5,067
Großheide	Tannenhausen	-0,077	4,128	-1,001	3,138	7,038
Wiesederfehn	Norddeich	4,037	1,111	0,109	1,046	8,003
Mamburg	Berumbur	-2,024	-3,006	5,125	-1,028	-0,083
Middels	Wiesede	2,081	8,060	-3,104	8,034	15,071
19.01.2020						
Middels	Spekendorf	-0,071	1,022	-1,003	3,062	3,010
Wiesede	Mamburg	6,057	6,036	0,140	-0,024	13,059
Berumbur	Wiesederfehn	2,023	2,040	-0,109	1,007	4,111
Norddeich	Großheide	2,020	-4,053	3,103	-2,010	-0,090
Tannenhausen	Sch-Leegmoor II	1,038	1,050	-0,055	0,127	3,010
26.01.2020						
Spekendorf	Tannenhausen	-2,054	1,024	7,148	-1,064	5,054
Sch-Leegmoor II	Norddeich	-0,108	3,012	0,052	6,006	8,112
Großheide	Berumbur	5,052	2,089	-2,133	4,124	9,132
Wiesederfehn	Wiesede	7,095	7,094	-2,143	3,053	15,099
Mamburg	Middels	-5,113	-2,145	0,135	-4,085	-12,058
09.02.2020						
Mamburg	Spekendorf	-1,007	2,134	-2,059	2,001	1,069
Middels	Wiesederfehn	-5,016	1,093	11,003	2,026	9,106
Wiesede	Großheide	5,012	2,135	4,032	6,070	18,099
Berumbur	Sch-Leegmoor II	5,040	3,119	-1,133	-5,070	1,106
Norddeich	Tannenhausen	1,140	-3,124	6,010	6,035	3,103
16.02.2020						
Spekendorf	Norddeich	4,091	3,018	9,100	7,120	25,029
Tannenhausen	Berumbur	-3,016	2,142	-3,070	-1,146	-5,090
Sch-Leegmoor II	Wiesede	-1,109	2,052	0,030	-0,124	-0,001
Großheide	Middels	1,038	-1,054	-0,079	-0,108	-1,053
Wiesederfehn	Mamburg	-5,003	2,146	3,039	-4,080	-3,048
23.02.2020						
Wiesederfehn	Spekendorf	1,135	4,097	-1,025	7,104	13,011
Mamburg	Großheide	-7,040	-4,097	5,025	2,124	-3,138
Middels	Sch-Leegmoor II	-1,058	2,034	3,134	-5,060	-0,100
Tannenhausen	Wiesede	-0,055	-1,106	-7,108	0,045	-9,074
Berumbur	Norddeich	8,045	-0,074	0,109	0,093	8,083
08.03.2020						
Spekendorf	Berumbur	6,040	-4,026	6,012	4,060	12,086
Norddeich	Wiesede	3,148	2,038	-4,018	-1,133	0,035
Tannenhausen	Middels	1,088	2,052	1,102	-4,094	0,148
Sch-Leegmoor II	Mamburg	0,132	0,029	5,115	1,090	8,066
Großheide	Wiesederfehn	-1,020	1,028	2,106	3,106	6,070
15.03.2020						
Gro						

Landesliga Männer II

Saison 2019/20

Spieltag 16

	Holz	Gummi		+/-
Noord Norden	0,100	-2,015	Ardorf	-1,065
Utarp-Schw	-6,008	0,005	Pfalzdorf	-6,003
Reepsholt	8,015	5,138	Westersander	14,003
Upschört	3,106	0,046	Ludwigsdorf	4,002
Utgast	-1,066	2,072	Westeraccum	1,006



Sieghard Meier

Upt Gast 19

26607 Aurich

04947/218

sieghard.meier@ewetel.net



Boßel Tabelle

Boßel Team	Spiele	Heim Rang			Heim			Auswärts Rang			Auswärts			Gesamt Rang			Gesamt			Punkte						
		Heim	Siege	Unentschieden	Niederlagen	Heim	+ Schöt	-	+/-	Auswärts	Siege	Unentschieden	Niederlagen	Auswärts	+ Schöt	-	+/-	Gesamt	Siege		Unentschieden	Niederlagen	Gesamt	+ Schöt	-	+/-
		Heim	+ Schöt	-	+/-	Auswärts	+ Schöt	-	+/-	Gesamt	+ Schöt	-	+/-	Gesamt	+ Schöt	-	+/-	Punkte								
1 Pfalzdorf	16	1	6	2	0	71,145	3,039	68,106	1	7	0	1	46,138	4,071	42,067	1	13	2	1	118,133	7,110	111,023	28	4	1	
2 Utarp-Schw	16	2	6	1	1	50,149	8,103	42,046	2	6	1	1	36,136	13,109	23,027	2	12	2	2	87,135	22,062	65,073	26	6	2	
3 Reepsholt	16	3	6	1	1	43,086	7,048	36,038	5	3	1	4	17,092	25,114	-8,022	3	9	2	5	61,028	33,012	28,016	20	12	3	
4 Ardorf	16	5	4	1	3	33,121	21,060	12,061	3	3	1	4	20,087	23,119	-3,032	4	7	2	7	54,058	45,029	9,029	16	16	4	
5 Utgast	16	4	6	0	2	39,130	17,072	22,058	7	1	2	5	12,021	40,019	-27,148	5	7	2	7	52,001	57,091	-5,090	16	16	5	
6 Westeraccum	16	7	4	0	4	30,114	25,034	5,080	4	2	3	3	12,128	17,111	-4,133	6	6	3	7	43,092	42,145	0,097	15	17	6	
7 Ludwigsdorf	16	6	4	1	3	30,100	24,057	6,043	6	2	1	5	7,046	46,049	-39,003	7	6	2	8	37,146	70,106	-32,110	14	18	7	
8 Westersander	16	8	3	1	4	8,039	19,007	-10,118	9	1	0	7	11,014	65,104	-54,090	8	4	1	11	19,053	84,111	-65,058	9	23	8	
9 Noord Norden	16	10	2	1	5	17,034	29,125	-12,091	8	1	1	6	8,072	34,114	-26,042	9	3	2	11	25,106	64,089	-38,133	8	24	9	
10 Upschört	16	9	2	2	4	7,128	24,041	-16,063	10	1	0	7	7,002	62,086	-55,084	10	3	2	11	14,130	86,127	-71,147	8	24	10	

Boßel Einzel Team Tabelle

Einzel Teams	Spiele	Heim Rang			Heim			Auswärts Rang			Auswärts			Gesamt Rang			Gesamt			Punkte						
		Heim	Siege	Unentschieden	Niederlagen	Heim	+ Schöt	-	+/-	Auswärts	Siege	Unentschieden	Niederlagen	Auswärts	+ Schöt	-	+/-	Gesamt	Siege		Unentschieden	Niederlagen	Gesamt	+ Schöt	-	+/-
		Heim	+ Schöt	-	+/-	Auswärts	+ Schöt	-	+/-	Gesamt	+ Schöt	-	+/-	Gesamt	+ Schöt	-	+/-	Punkte								
1 Utarp-SchwG	16	3	7	1	0	30,110	0,000	30,110	1	7	0	1	25,082	1,136	23,096	1	14	1	1	56,042	1,136	54,056	29	3	1	
2 PfalzdorfH	16	1	7	1	0	44,087	0,093	43,144	2	6	1	1	32,011	2,107	29,054	2	13	2	1	76,098	3,050	73,048	28	4	2	
3 PfalzdorfG	16	4	7	0	1	27,058	2,096	24,112	3	3	4	1	14,127	1,114	13,013	3	10	4	2	42,035	4,060	37,125	24	8	3	
4 ReepsholtH	16	7	5	2	1	24,129	1,148	22,131	5	3	4	1	8,053	3,146	4,057	4	8	6	2	33,032	5,144	27,038	22	10	4	
5 UtgastG	16	2	7	1	0	38,093	0,050	38,043	13	2	1	5	10,089	12,008	-1,069	5	9	2	5	49,032	12,058	36,124	20	12	5	
6 ArdorfG	16	9	5	0	3	22,061	10,114	11,097	4	4	2	2	15,085	8,135	6,100	6	9	2	5	37,146	19,099	18,047	20	12	6	
7 ReepsholtG	16	6	6	1	1	18,107	5,050	13,057	8	3	1	4	9,039	21,118	-12,079	7	9	2	5	27,146	27,018	0,128	20	12	7	
8 WesteraccumH	16	10	4	2	2	19,062	11,038	8,024	6	3	3	2	8,007	4,050	3,107	8	7	5	4	27,069	15,088	11,131	19	13	8	
9 LudwigsdorfH	16	5	5	3	0	22,060	0,077	21,133	10	2	2	4	5,130	19,106	-13,126	9	7	5	4	28,040	20,033	8,007	19	13	9	
10 Utarp-SchwH	16	8	5	1	2	20,039	8,103	11,086	7	3	1	4	11,054	11,123	-0,069	10	8	2	6	31,093	20,076	11,017	18	14	10	
11 ArdorfH	16	11	4	1	3	11,060	10,096	0,114	9	1	4	3	5,002	14,134	-9,132	11	5	5	6	16,062	25,080	-9,018	15	17	11	
12 UpschörtH	16	12	3	3	2	7,005	8,072	-1,067	11	3	0	5	6,090	21,130	-15,040	12	6	3	7	13,095	30,052	-16,107	15	17	12	
13 WestersanderG	16	13	2	4	2	3,102	7,036	-3,084	12	3	0	5	7,010	23,086	-16,076	13	5	4	7	10,112	30,122	-20,010	14	18	13	
14 WesteraccumG	16	14	3	0	5	11,052	13,146	-2,094	14	2	1	5	4,121	13,061	-8,090	14	5	1	10	16,023	27,057	-11,034	11	21	14	
15 WestersanderH	16	15	2	2	4	4,087	11,121	-7,034	19	1	1	6	4,004	42,018	-38,014	15	3	3	10	8,091	53,139	-45,048	9	23	15	
16 Noord NordenH	16	16	2	1	5	10,062	14,042	-3,130	18	1	1	6	2,079	16,103	-14,024	16	3	2	11	12,141	30,145	-18,004	8	24	16	
17 Noord NordenG	16	17	2	1	5	6,122	15,083	-8,111	17	1	1	6	5,143	18,011	-12,018	17	3	2	11	12,115	33,094	-20,129	8	24	17	
18 LudwigsdorfG	16	19	2	0	6	8,040	23,130	-15,090	15	1	2	5	1,066	26,093	-25,027	18	3	2	11	9,106	50,073	-40,117	8	24	18	
19 UtgastH	16	20	0	3	5	1,037	17,022	-15,135	16	1	2	5	1,082	28,011	-26,079	19	1	5	10	2,119	45,033	-42,064	7	25	19	
20 UpschörtG	16	18	0	5	3	0,123	15,119	-14,146	20	0	1	7	0,062	40,106	-40,044	20	0	6	10	1,035	56,075	-55,040	6	26	20	

Landesliga Männer II Saison 2019/20**Landesliga Männer II****Kreuztabelle****Saison 2019/20**

Spielplan Hinserie		Holz	Gummi	(+/-)
29.09.2019 Spieltag 1				
Upschört	Noord Norden	2,033	-0,139	1,044
Reepsholt	Utgast	0,072	1,014	1,086
Utarp-Schw	Westeraccum	-2,000	1,112	-0,038
Ardorf	Ludwigsdorf	1,050	4,012	5,062
Pfalzdorf	Westersander	10,098	5,128	16,076
06.10.2019 Spieltag 2				
Noord Norden	Westersander	7,097	-1,069	6,028
Ludwigsdorf	Pfalzdorf	0,088	-3,109	-3,021
Westeraccum	Ardorf	-0,113	-2,037	-3,000
Utgast	Utarp-Schw	-4,127	1,136	-2,141
Upschört	Reepsholt	-0,036	0,055	0,019
20.10.2019 Spieltag 3				
Reepsholt	Noord Norden	5,061	1,130	7,041
Utarp-Schw	Upschört	1,100	8,041	9,141
Ardorf	Utgast	2,134	-4,044	-1,060
Pfalzdorf	Westeraccum	-0,093	1,069	0,126
Westersander	Ludwigsdorf	-2,023	1,119	-0,054
27.10.2019 Spieltag 4				
Noord Norden	Ludwigsdorf	-2,078	0,116	-1,112
Westeraccum	Westersander	8,144	2,095	11,089
Utgast	Pfalzdorf	-3,136	-0,050	-4,036
Upschört	Ardorf	-3,134	-6,044	-10,028
Reepsholt	Utarp-Schw	1,049	-4,121	-3,072
03.11.2019 Spieltag 5				
Utarp-Schw	Noord Norden	1,033	4,149	6,032
Ardorf	Reepsholt	0,094	4,120	5,064
Pfalzdorf	Upschört	10,064	5,020	15,084
Westersander	Utgast	0,146	0,075	1,071
Ludwigsdorf	Westeraccum	2,075	2,075	5,000
10.11.2019 Spieltag 6				
Noord Norden	Westeraccum	-3,070	-2,032	-5,102
Utgast	Ludwigsdorf	-0,040	9,062	9,022
Upschört	Westersander	-0,002	-4,053	-4,055
Reepsholt	Pfalzdorf	2,019	1,061	3,080
Utarp-Schw	Ardorf	5,058	1,055	6,113
01.12.2019 Spieltag 7				
Ardorf	Noord Norden	-2,002	1,071	-0,081
Pfalzdorf	Utarp-Schw	2,107	-2,096	0,011
Westersander	Reepsholt	-1,143	-4,000	-5,143
Ludwigsdorf	Upschört	2,144	5,115	8,109
Westeraccum	Utgast	2,121	2,041	5,012
08.12.2019 Spieltag 8				
Noord Norden	Utgast	-1,082	1,141	0,059
Upschört	Westeraccum	-0,026	0,022	-0,004
Reepsholt	Ludwigsdorf	7,063	3,119	11,032
Utarp-Schw	Westersander	3,008	2,113	5,121
Ardorf	Pfalzdorf	-6,022	-3,133	-10,005
15.12.2019 Spieltag 9				
Pfalzdorf	Noord Norden	4,063	2,035	6,098
Westersander	Ardorf	1,109	-0,035	1,074
Ludwigsdorf	Utarp-Schw	0,085	-3,059	-2,124
Westeraccum	Reepsholt	-2,122	-1,111	-4,083
Utgast	Upschört	-2,101	5,123	3,022


Gast>		Upschört	Noord Norden	Reepsholt	Utgast	Utarp-Schw	Westeraccum	Ardorf	Ludwigsdorf	Pfalzdorf	Westersander
Upschört	H		2,033	-0,036		1,016	-0,026	-3,134	3,106	-4,024	-0,002
Upschört	G		-0,139	0,055		-3,054	0,022	-6,044	0,046	-0,129	-4,053
Upschört	Diff		1,044	0,019		-2,038	-0,004	-10,028	4,002	-5,003	-4,055
Noord Norden	H	2,015		-2,107	-1,082	-4,005	-3,070	0,100	-2,078		7,097
Noord Norden	G	4,015		-3,078	1,141	-6,039	-2,032	-2,015	0,116		-1,069
Noord Norden	Diff	6,030		-6,035	0,059	-10,044	-5,102	-1,065	-1,112		6,028
Reepsholt	H	-1,093	5,061		0,072	1,049		-0,055	7,063	2,019	8,015
Reepsholt	G	4,095	1,130		1,014	-4,121		-0,079	3,119	1,061	5,138
Reepsholt	Diff	3,002	7,041		1,086	-3,072		-0,134	11,032	3,080	14,003
Utgast	H	-2,101		0,038		-4,127	-1,066	0,149	-0,040	-3,136	-4,002
Utgast	G	5,123		5,008		1,136	2,072	7,080	9,062	-0,050	6,062
Utgast	Diff	3,022		5,046		-2,141	1,006	8,079	9,022	-4,036	2,060
Utarp-Schw	H	1,100	1,033	-0,095	8,140		-2,000	5,058		-6,008	3,008
Utarp-Schw	G	8,041	4,149	8,038	3,047		1,112	1,055		0,005	2,113
Utarp-Schw	Diff	9,141	6,032	7,093	12,037		-0,038	6,113		-6,003	5,121
Westeraccum	H		1,081	-2,122	2,121	6,016		-0,113	-0,139	-6,114	8,144
Westeraccum	G		6,066	-1,111	2,041	-2,076		-2,037	-1,066	-6,006	2,095
Westeraccum	Diff		7,147	-4,083	5,012	3,090		-3,000	-2,055	-12,120	11,089
Ardorf	H	4,107	-2,002	0,094	2,134	-2,072	1,125		1,050	-6,022	
Ardorf	G	6,147	1,071	4,120	-4,044	-2,087	5,011		4,012	-3,133	
Ardorf	Diff	11,104	-0,081	5,064	-1,060	-5,009	6,136		5,062	-10,005	
Ludwigsdorf	H	2,144	-0,077		5,144	0,085	2,075	6,018		0,088	3,106
Ludwigsdorf	G	5,115	-5,004		-6,045	-3,059	2,075	-4,025		-3,109	-1,038
Ludwigsdorf	Diff	8,109	-5,081		-0,051	-2,124	5,000	1,143		-3,021	2,068
Pfalzdorf	H	10,064	4,063	3,014	6,004	2,107	-0,093		7,037		10,098
Pfalzdorf	G	5,020	2,035	3,047	2,140	-2,096	1,069		6,069		5,128
Pfalzdorf	Diff	15,084	6,098	6,061	8,144	0,011	0,126		13,106		16,076
Westersander	H	-2,046	1,132	-1,143	0,146		-0,052	1,109	-2,023	-5,007	
Westersander	G	-0,062	1,010	-4,000	0,075		-2,089	-0,035	1,119	0,048	
Westersander	Diff	-2,108	2,142	-5,143	1,071		-2,141	1,074	-0,054	-4,109	

Spiele		Upschört	Noord Norden	Reepsholt	Utgast	Utarp-Schw	Westeraccum	Ardorf	Ludwigsdorf	Pfalzdorf	Westersander
1		4 0	7 0	3 0	8 0	6 -1	5 1	2 0	9 0	1 0	10 0
2		5 -1	6 0	4 1	8 -2	3 1	7 -1	2 2	9 -2	1 2	10 0
3		5 -1	6 0	3 1	7 0	2 1	8 0	4 0	9 -1	1 1	10 -1
4		7 -3	8 -2	4 -1	9 -2	2 3	5 0	3 2	6 1	1 3	10 -1
5		8 -3	10 -2	4 -1	9 -2	2 3	6 0	3 2	5 -1	1 3	7 -1
6		9 -5	10 -4	4 -1	8 -2	1 3	5 2	3 2	6 1	2 3	7 1
7		10 -5	9 -3	4 1	8 -2	1 4	5 2	3 1	6 1	2 2	7 -1
8		10 -6	9 -4	3 1	7 -1	1 4	4 3	5 -1	6 1	2 4	8 -1
9		10 -6	9 -4	3 3	6 -1	1 6	4 1	5 -1	7 -1	2 4	8 -1
10		10 -6	9 -4	3 3	5 -1	2 6	4 1	6 -1	7 -1	1 6	8 -3
11		10 -6	9 -4	3 3	6 -1	2 6	5 1	4 -1	7 -1	1 6	8 -3
12		10 -8	9 -6	3 5	5 -1	2 8	6 -1	4 -1	7 -1	1 8	8 -3
13		10 -8	9 -4	3 5	6 -1	2 8	5 1	4 -1	7 -3	1 8	8 -5
14		10 -10	9 -6	3 4	6 -1	2 10	5 -1	4 0	7 -1	1 10	8 -5
15		10 -8	9 -6	3 4	6 0	2 12	4 -1	5 -2	7 -2	1 10	8 -7
16		10 -8	9 -8	3 4	5 0	2 10	6 -1	4 0	7 -2	1 12	8 -7
17											
18											

Spielplan Rückserie		Holz	Gummi	(+/-)
12.01.2020 Spieltag 10				
Noord Norden	Upschört	2,015	4,015	6,030
Utgast	Reepsholt	0,038	5,008	5,046
Westeraccum	Utarp-Schw	6,016	-2,076	3,090
Ludwigsdorf	Ardorf	6,018	-4,025	1,143
Westersander	Pfalzdorf	-5,007	0,048	-4,109
19.01.2020 Spieltag 11				
Westersander	Noord Norden	1,132	1,010	2,142
Pfalzdorf	Ludwigsdorf	7,037	6,069	13,106
Ardorf	Westeraccum	1,125	5,011	6,136
Utarp-Schw	Utgast	8,140	3,047	12,037
Reepsholt	Upschört	-1,093	4,095	3,002
26.01.2020 Spieltag 12				
Noord Norden	Reepsholt	-2,107	-3,078	-6,035
Upschört	Utarp-Schw	1,016	-3,054	-2,038
Utgast	Ardorf	0,149	7,080	8,079
Westeraccum	Pfalzdorf	-6,114	-6,006	-12,120
Ludwigsdorf	Westersander	3,106	-1,038	2,068
09.02.2020 Spieltag 13				
Ludwigsdorf	Noord Norden	-0,077	-5,004	-5,081
Westersander	Westeraccum	-0,052	-2,089	-2,141
Pfalzdorf	Utgast	6,004	2,140	8,144
Ardorf	Upschört	4,107	6,147	11,104
Utarp-Schw	Reepsholt	-0,095	8,038	7,093
16.02.2020 Spieltag 14				
Noord Norden	Utarp-Schw	-4,005	-6,039	-10,044
Reepsholt	Ardorf	-0,055	-0,079	-0,134
Upschört	Pfalzdorf	-4,024	-0,129	-5,003
Utgast	Westersander	-4,002	6,062	2,060
Westeraccum	Ludwigsdorf	-0,139	-1,066	-2,055
23.02.2020 Spieltag 15				
Westeraccum	Noord Norden	1,081	6,066	7,147
Ludwigsdorf	Utgast	5,144	-6,045	-0,901
Westersander	Upschört	-2,046	-0,062	-2,108
Pfalzdorf	Reepsholt	3,014	3,047	6,061
Ardorf	Utarp-Schw	-2,072	-2,087	-5,009
08.03.2020 Spieltag 16				
Noord Norden	Ardorf	0,100	-2,015	-1,069
Utarp-Schw	Pfalzdorf	-6,008	0,005	-6,003
Reepsholt	Westersander	8,015	5,138	14,003
Upschört	Ludwigsdorf	3,106	0,046	4,002
Utgast	Westeraccum	-1,066	2,072	1,006
15.03.2020 Spieltag 17				
Utgast	Noord Norden			
Westeraccum	Upschört			
Ludwigsdorf	Reepsholt			
Westersander	Utarp-Schw			
Pfalzdorf	Ardorf			
22.03.2020 Spieltag 18				
Noord Norden	Pfalzdorf			
Ardorf	Westersander			
Utarp-Schw	Ludwigsdorf			
Reepsholt	Westeraccum			
Upschört	Utgast			

Landesliga Männer III

Saison 2019/20



Sieghard Meier

Upt Gast 19

26607 Aurich

04947/218

sieghard.meier@ewetel.net

Spieltag 16

	Holz	Gummi		+/-
Pfalzdorf	-0,088	4,010	Middels	3,072
Westeraccum	5,148	5,066	Burhafe	11,064
Dietrichsfeld	3,094	3,089	Ardorf	7,033
Willen	-3,007	-0,145	Reepsholt	-4,002
Großheide	3,149	0,147	Utarp	4,146

Boßel Tabelle

Boßel Team	Spiele	Heim Rang	Heim			Auswärts			Gesamt Rang			Punkte														
			Siege	Unentschieden	Niederlagen	Siege	Unentschieden	Niederlagen	Siege	Unentschieden	Niederlagen															
			Heim	+ Schöt	-	+/-	Auswärts	+ Schöt	-	+/-	Gesamt		+ Schöt	-	+/-											
1	Westeraccum	16	1	8	0	0	55,135	1,146	53,139	1	6	1	1	44,071	18,014	26,057	1	14	1	1	100,056	20,010	80,046	29	3	1
2	Dietrichsfeld	16	3	7	0	1	47,032	3,044	43,138	2	4	2	2	26,035	19,123	6,062	2	11	2	3	73,067	23,017	50,050	24	8	2
3	Reepsholt	16	2	7	1	0	56,044	4,013	52,031	4	4	0	4	19,129	16,100	3,029	3	11	1	4	76,023	20,113	55,060	23	9	3
4	Pfalzdorf	16	4	6	2	0	40,030	8,049	31,131	3	4	1	3	23,051	13,092	9,109	4	10	3	3	63,081	21,141	41,090	23	9	4
5	Ardorf	16	5	6	1	1	43,055	2,091	40,114	7	2	0	6	11,149	33,104	-21,105	5	8	1	7	55,054	36,045	19,009	17	15	5
6	Burhafe	16	7	3	1	4	18,008	30,077	-12,069	5	3	0	5	19,109	39,074	-19,115	6	6	1	9	37,117	70,001	-32,034	13	19	6
7	Willen	16	6	3	1	4	21,129	22,079	-0,100	6	3	0	5	10,023	53,044	-43,021	7	6	1	9	32,002	75,123	-43,121	13	19	7
8	Großheide	16	8	3	0	5	20,142	30,058	-9,066	8	1	1	6	12,000	33,029	-21,029	8	4	1	11	32,142	63,087	-30,095	9	23	8
9	Utarp	16	9	2	0	6	19,067	33,014	-13,097	9	0	2	6	2,080	41,006	-38,076	9	2	2	12	21,147	74,020	-52,023	6	26	9
10	Middels	16	10	0	1	7	4,116	39,113	-34,147	10	1	0	7	6,037	59,022	-52,135	10	1	1	14	11,003	98,135	-87,132	3	29	10

Boßel Einzel Team Tabelle

Einzel Teams	Spiele	Heim Rang	Heim			Auswärts			Gesamt Rang			Punkte														
			Siege	Unentschieden	Niederlagen	Siege	Unentschieden	Niederlagen	Siege	Unentschieden	Niederlagen															
			Heim	+ Schöt	-	+/-	Auswärts	+ Schöt	-	+/-	Gesamt		+ Schöt	-	+/-											
1	WesteraccumH	16	2	8	0	0	34,065	0,000	34,065	1	8	0	0	38,088	0,000	38,088	1	16	0	0	73,003	0,000	73,003	32	0	1
2	DietrichsfeldG	16	3	8	0	0	30,038	0,000	30,038	7	3	2	3	12,020	11,079	0,091	2	11	2	3	42,058	11,079	30,129	24	8	2
3	PfalzdorfG	16	5	6	2	0	30,008	0,080	29,078	6	4	0	4	10,128	6,029	4,099	3	10	2	4	40,136	6,109	34,027	22	10	3
4	ReepsholtG	16	1	8	0	0	39,009	0,000	39,009	11	2	1	5	7,130	13,119	-5,139	4	10	1	5	46,139	13,119	33,020	21	11	4
5	ReepsholtH	16	10	5	1	2	17,035	4,013	13,022	2	4	2	2	11,149	2,131	9,018	5	9	3	4	29,034	6,144	22,040	21	11	5
6	ArdorfG	16	6	6	2	0	23,112	0,105	23,007	9	2	3	3	8,104	13,123	-5,019	6	8	5	3	32,066	14,078	17,138	21	11	6
7	DietrichsfeldH	16	9	4	3	1	16,144	3,044	13,100	3	4	1	3	14,015	8,044	5,121	7	8	4	4	31,009	11,088	19,071	20	12	7
8	UtarpG	16	4	7	1	0	19,067	0,000	19,067	12	1	3	4	1,119	12,110	-10,141	8	8	4	4	21,036	12,110	8,076	20	12	8
9	GroßheideH	16	11	5	1	2	15,055	9,129	5,076	8	3	2	3	8,134	9,091	-0,107	9	8	3	5	24,039	19,070	4,119	19	13	9
10	PfalzdorfH	16	13	3	3	2	10,022	7,119	2,053	5	3	2	3	12,073	7,063	5,010	10	6	5	5	22,095	15,032	7,063	17	15	10
11	WesteraccumG	16	8	5	2	1	21,070	1,146	19,074	15	2	0	6	5,133	18,014	-12,031	11	7	2	7	27,053	20,010	7,043	16	16	11
12	ArdorfH	16	7	6	1	1	19,093	1,136	17,107	17	1	1	6	3,045	19,131	-16,086	12	7	2	7	22,138	21,117	1,021	16	16	12
13	BurhafeH	16	16	2	1	5	10,063	14,028	-3,115	4	4	1	3	12,028	14,135	-2,107	13	6	2	8	22,091	29,013	-6,072	14	18	13
14	WillenG	16	15	2	2	4	6,048	11,072	-5,024	10	3	0	5	8,137	24,147	-16,010	14	5	2	9	15,035	36,069	-21,034	12	20	14
15	WillenH	16	12	4	1	3	15,081	11,007	4,074	18	1	1	6	1,036	28,047	-27,011	15	5	2	9	16,117	39,054	-22,087	12	20	15
16	GroßheideG	16	14	3	1	4	5,087	20,079	-14,142	16	1	2	5	3,016	23,088	-20,072	16	4	3	9	8,103	44,017	-35,064	11	21	16
17	BurhafeG	16	17	2	0	6	7,095	16,049	-8,104	14	2	1	5	7,081	24,089	-17,008	17	4	1	11	15,026	40,138	-25,112	9	23	17
18	MiddelsH	16	19	0	2	6	0,121	24,076	-23,105	13	2	1	5	6,037	20,141	-14,104	18	2	3	11	7,008	45,067	-38,059	7	25	18
19	MiddelsG	16	18	1	2	5	3,145	15,037	-11,042	20	0	0	8	0,000	38,031	-38,031	19	1	2	13	3,145	53,068	-49,073	4	28	19
20	UtarpH	16	20	0	0	8	0,000	33,014	-33,014	19	0	2	6	0,111	28,046	-27,085	20	0	2	14	0,111	61,060	-60,099	2	30	20

Landesliga Männer III Saison 2019/20 **Landesliga Männer III** **Kreuztabelle** **Saison 2019/20**

Spielplan Hinserie		Holz	Gummi	(+/-)
29.09.2019 Spieltag 1				
Willen	Pfalzdorf	0,105	-2,037	-1,082
Dietrichsfeld	Großheide	0,029	2,134	3,013
Westeraccum	Utarp	9,038	2,084	11,122
Middels	Reepsholt	-1,086	-2,110	-4,046
Burhafe	Ardorf	5,027	-1,090	3,087
06.10.2019 Spieltag 2				
Pfalzdorf	Ardorf	2,075	2,075	5,000
Reepsholt	Burhafe	-1,086	4,061	2,125
Utarp	Middels	-1,000	4,071	3,071
Großheide	Westeraccum	-5,030	1,000	-4,030
Willen	Dietrichsfeld	2,074	-1,076	0,148
20.10.2019 Spieltag 3				
Dietrichsfeld	Pfalzdorf	2,021	2,041	4,062
Westeraccum	Willen	2,085	3,036	5,121
Middels	Großheide	-4,039	-0,101	-4,140
Burhafe	Utarp	-0,111	1,110	0,149
Ardorf	Reepsholt	1,097	1,062	3,009
27.10.2019 Spieltag 4				
Pfalzdorf	Reepsholt	-0,107	4,137	4,030
Utarp	Ardorf	-3,045	0,144	-2,051
Großheide	Burhafe	5,096	-2,019	3,077
Willen	Middels	7,081	3,060	10,141
Dietrichsfeld	Westeraccum	-3,044	1,003	-2,041
03.11.2019 Spieltag 5				
Westeraccum	Pfalzdorf	2,087	-1,022	1,065
Middels	Dietrichsfeld	-5,029	-3,106	-8,135
Burhafe	Willen	-1,036	-1,072	-2,108
Ardorf	Großheide	-0,102	1,011	0,059
Reepsholt	Utarp	2,147	4,148	7,145
10.11.2019 Spieltag 6				
Pfalzdorf	Utarp	2,037	0,082	2,119
Großheide	Reepsholt	1,012	1,047	2,059
Willen	Ardorf	1,055	0,149	2,054
Dietrichsfeld	Burhafe	0,019	6,063	6,082
Westeraccum	Middels	5,137	5,115	11,102
01.12.2019 Spieltag 7				
Middels	Pfalzdorf	-2,084	-5,022	-7,106
Burhafe	Westeraccum	-2,116	-4,050	-7,016
Ardorf	Dietrichsfeld	-1,034	-1,034	-1,034
Reepsholt	Willen	4,076	6,069	10,145
Utarp	Großheide	-1,106	5,048	3,092
08.12.2019 Spieltag 8				
Pfalzdorf	Großheide	-2,037	8,110	6,073
Willen	Utarp	3,066	1,139	5,055
Dietrichsfeld	Reepsholt	0,022	4,072	4,094
Westeraccum	Ardorf	2,087	-0,124	1,113
Middels	Burhafe	-5,050	-0,031	-5,081
15.12.2019 Spieltag 9				
Burhafe	Pfalzdorf	-3,115	-2,047	-6,012
Ardorf	Middels	1,101	9,073	11,024
Reepsholt	Westeraccum	-1,093	6,014	4,071
Utarp	Dietrichsfeld	-4,061	1,118	-2,093
Großheide	Willen	2,074	-5,112	-3,038

Gast>	Willen	Pfalzdorf	Dietrichsfeld	Großheide	Westeraccum	Utarp	Middels	Reepsholt	Burhafe	Ardorf
Willen	H		0,105	2,074	-5,020	3,066	7,081	-3,007	-2,130	1,055
	G		-2,037	-1,076	-1,083	1,139	3,060	-0,145	-5,031	0,149
	Diff		-1,082	0,148	-6,103	5,055	10,141	-4,002	-8,011	2,054
Pfalzdorf	H	5,060		-0,036	-2,037	-4,001	2,037	-0,088	-0,107	2,075
	G	5,085		-0,080	8,110	3,109	0,082	4,010	4,137	2,075
	Diff	10,145		-0,116	6,073	-0,042	2,119	3,072	4,030	5,000
Dietrichsfeld	H	7,117	2,021		0,029	-3,044		2,142	0,022	0,019
	G	6,017	2,041		2,134	1,003		3,069	4,072	6,063
	Diff	13,134	4,062		3,013	-2,041		6,061	4,094	7,033
Großheide	H	2,074		1,093		-5,030	3,149	-4,099	1,012	5,096
	G	-5,112		-6,058		1,000	0,147	2,043	1,047	-2,019
	Diff	-3,038		-4,115		-4,030	4,146	-2,056	2,059	3,077
Westeraccum	H	2,085	2,087	4,027	1,056		9,038	5,137		5,148
	G	3,036	-1,022	3,126	0,093		2,084	5,115		5,066
	Diff	5,121	1,065	8,003	1,149		11,122	11,102		11,064
Utarp	H		-5,040	-4,061	-1,106	-10,146		-1,000	-4,004	-2,062
	G		1,090	1,118	5,048	2,043		4,071	1,101	1,052
	Diff		-3,100	-2,093	3,092	-8,103		3,071	-2,053	-1,010
Middels	H	0,075	-2,084	-5,029	-4,039	-5,088	0,046		-1,086	-5,050
	G	-1,103	-5,022	-3,106	-0,101	3,145	-1,014		-2,110	-0,031
	Diff	-1,028	-7,106	-8,135	-4,140	-1,093	-0,118		-4,046	-5,081
Reepsholt	H	4,076	-0,134		2,120	-1,093	2,147	2,130		4,012
	G	6,069	1,019		4,142	6,014	4,148	5,040		4,061
	Diff	10,145	0,035		7,112	4,071	7,145	8,020		2,125
Burhafe	H	-1,036	-3,115	-3,005	5,036	-2,116	-0,111		-2,095	5,027
	G	-1,072	-2,047	5,135	-2,065	-4,050	1,110		-4,025	-1,090
	Diff	-2,108	-6,012	2,130	2,121	-7,016	0,149		-6,120	3,087
Ardorf	H	5,010	2,000	-1,034	-0,102		6,013	1,101	1,097	3,022
	G	3,090	1,029		1,011		-0,105	9,073	1,062	6,147
	Diff	8,100	3,029	-1,034	0,059		5,058	11,024	3,009	10,019

Sspiele	Willen		Pfalzdorf		Dietrichsfeld		Großheide		Westeraccum		Utarp		Middels		Reepsholt		Burhafe		Ardorf		
	Rang	+/-	Rang	+/-	Rang	+/-	Rang	+/-	Rang	+/-	Rang	+/-	Rang	+/-	Rang	+/-	Rang	+/-	Rang	+/-	
1	6	-2	5	2	4	0	7	0	1	0	10	0	9	-2	2	2	3	0	8	0	
2	7	-3	3	2	4	1	8	-2	1	2	6	0	9	-2	2	2	5	0	10	0	
3	9	-3	4	2	2	1	7	0	1	2	6	1	10	-4	3	2	5	-1	8	0	
4	7	-3	2	2	3	-1	4	0	1	4	9	-1	10	-4	5	2	8	-1	6	2	
5	5	-1	4	2	2	1	6	1	1	4	9	-1	10	-6	3	2	8	-3	7	1	
6	4	-1	3	2	2	1	5	1	1	4	9	-1	10	-6	6	2	8	-3	7	1	
7	6	-1	3	4	2	3	5	1	1	6	8	-1	10	-8	4	2	9	-5	7	-1	
8	4	-1	3	4	2	3	6	1	1	6	9	-1	10	-10	5	2	8	-3	7	-1	
9	4	1	3	6	2	5	7	-1	1	6	9	-3	10	-10	5	2	8	-5	6	-1	
10	5	1	3	6	2	7	7	-3	1	8	9	-5	10	-10	4	2	8	-5	6	-1	
11	6	1	3	6	2	7	7	-3	1	8	8	-4	10	-11	4	4	9	-7	5	-1	
12	6	-1	3	5	2	8	7	-5	1	10	9	-6	10	-9	4	4	8	-5	5	-1	
13	6	1	3	6	2	8	8	-5	1	10	9	-6	10	-11	4	3	7	-5	5	-1	
14	6	-1	4	5	2	8	8	-7	1	11	9	-8	10	-11	3	5	7	-3	5	1	
15	7	-1	4	7	2	8	8	-7	1	13	9	-10	10	-13	3	5	6	-3	5	1	
16	7	-3	4	7	2	8	8	-7	1	13	9	-10	10	-13	3	7	6	-3	5	1	
17																					
18																					

Spielplan Rückserie		Holz	Gummi	(+/-)
12.01.2020 Spieltag 10				
Pfalzdorf	Willen	5,060	5,085	10,145
Großheide	Dietrichsfeld	1,093	-6,058	-4,115
Utarp	Westeraccum	-10,146	2,043	-8,103
Reepsholt	Middels	2,130	5,040	8,020
Ardorf	Burhafe	3,022	6,147	10,019
19.01.2020 Spieltag 11				
Ardorf	Pfalzdorf	2,000	1,029	3,029
Burhafe	Reepsholt	-2,095	-4,025	-6,120
Middels	Utarp	0,046	-1,014	-0,118
Westeraccum	Großheide	1,056	0,093	1,149
Dietrichsfeld	Willen	7,117	6,017	13,134
26.01.2020 Spieltag 12				
Pfalzdorf	Dietrichsfeld	-0,036	-0,080	-0,116
Willen	Westeraccum	-5,020	-1,083	-6,103
Großheide	Middels	-4,099	2,043	-2,056
Utarp	Burhafe	-2,062	1,052	-1,010
Reepsholt	Ardorf	4,012	5,116	9,128
09.02.2020 Spieltag 13				
Reepsholt	Pfalzdorf	-0,134	1,019	0,035
Ardorf	Utarp	6,013	-0,105	5,058
Burhafe	Großheide	5,036	-2,065	2,121
Middels	Willen	0,075	-1,103	-1,028
Westeraccum	Dietrichsfeld	4,027	3,126	8,003
16.02.2020 Spieltag 14				
Pfalzdorf	Westeraccum	-4,001	3,109	-0,042
Dietrichsfeld	Middels	2,142	3,069	6,061
Willen	Burhafe	-2,130	-5,031	-8,011
Großheide	Ardorf	0,081	-6,040	-5,109
Utarp	Reepsholt	-4,004	1,101	-2,053
23.02.2020 Spieltag 15				
Utarp	Pfalzdorf	-5,040	1,090	-3,100
Reepsholt	Großheide	2,120	4,142	7,112
Ardorf	Willen	5,010	3,090	8,100
Burhafe	Dietrichsfeld	-3,005	5,135	2,130
Middels	Westeraccum	-5,088	3,145	-1,093
08.03.2020 Spieltag 16				
Pfalzdorf	Middels	-0,088	4,010	3,072
Westeraccum	Burhafe	5,148	5,066	11,064
Dietrichsfeld	Ardorf	3,094	3,089	7,033
Willen	Reepsholt	-3,007	-0,145	-4,002
Großheide	Utarp	3,149	0,147	4,146
15.03.2020 Spieltag 17				
Großheide	Pfalzdorf			
Utarp	Willen			
Reepsholt	Dietrichsfeld			
Ardorf	Westeraccum			
Burhafe	Middels			
22.03.2020 Spieltag 18				
Pfalzdorf	Burhafe			
Middels	Ardorf			
Westeraccum	Reepsholt			
Dietrichsfeld	Utarp			
Willen	Großheide			